

The background of the image is a dark, textured surface covered with various colorful letters and symbols in different orientations and sizes. The letters are scattered and partially overlapping, creating a collage-like effect. The colors include shades of blue, purple, red, green, and yellow. The overall appearance is that of a collection of loose letters or tiles.

English Learning

Programme

A background of colorful wooden blocks spelling out 'IDIOMS' and other letters. The blocks are arranged in a slightly overlapping, diagonal pattern. The letters are in various colors: blue, yellow, purple, red, dark blue, and pink. The word 'IDIOMS' is the most prominent, with 'I' in blue, 'D' in yellow, 'I' in purple, 'O' in red, 'M' in dark blue, and 'S' in pink. Other blocks with letters like 'W', 'B', and 'E' are visible in the background.

***Good morning, principal,
teachers and students.***



***Welcome to the English
Learning Program.***

The background of the slide features several wooden blocks with letters on them, arranged to spell out the word 'IDIOMS'. The letters are in various colors: 'I' is teal, 'D' is yellow, 'I' is purple, 'O' is red, 'M' is blue, and 'S' is pink. The blocks are slightly tilted and overlap each other, creating a textured, three-dimensional effect.

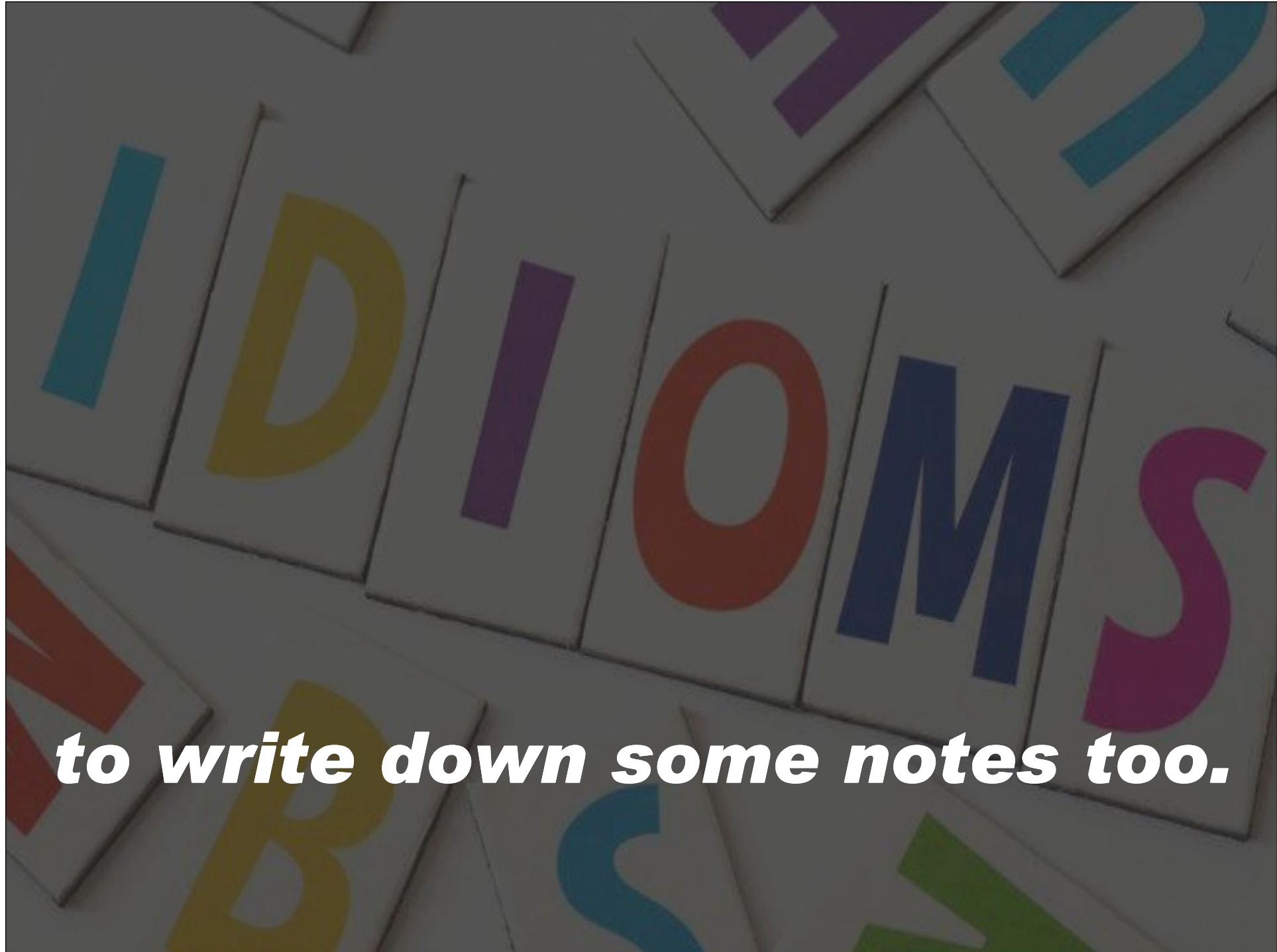
***F.1 to F.3 students, please take
out your English Passport***



***and be ready for
jotting down the notes.***

The background of the slide features the word "IDIOMS" in large, bold, multi-colored letters. Each letter is on a separate white card with a thin black border. The letters are arranged in a slightly curved line across the top half of the image. The colors of the letters are: 'I' (teal), 'D' (yellow), 'I' (purple), 'O' (red), 'M' (blue), and 'S' (magenta). Other letters from the word "IDIOMS" are visible in the background, partially obscured and out of focus.

***F.4 to F.6 students, please take
out your English notebook***



to write down some notes too.



**For F.1 – F.3 students, please
take out your English Passports
and turn to P.8 NOW.
Look at the example below:**

Date: 8th November, 18

Theme: Idioms 2 – “Weather”

Notes:

Under the weather: You look a bit under the weather today,
are you feeling OK?

Lightening fast: Did you see that car? It was lightening fast!

Date: 6th December, 18

Theme: Phrasal Verbs 2 –

Notes:

You can write down the date now and then pay attention to our programme. The picture below is only an example.

Date: 8th November, 18

Theme: Idioms 2 – “Weather”

Notes:

Under the weather: You look a bit under the weather today, are you feeling OK?

Lightening fast: Did you see that car? It was lightening fast!

Date: 6th December, 18

Theme: Phrasal Verbs 2 –

Notes:

You can just write down 1 to 2 idioms and the example sentences.

Date: 8th November, 18

Theme: Idioms 2 – “Weather”

Notes:

Under the weather: You look a bit under the weather today, are you feeling OK?

Lightening fast: Did you see that car? It was lightening fast!

Date: 6th December, 18

Theme: Phrasal Verbs 2 –

Notes:

Are you ready? Let's start now!

Date: 8th November, 18

Theme: Idioms 2 – “Weather”

Notes:

Under the weather: You look a bit under the weather today,
are you feeling OK?

Lightening fast: Did you see that car? It was lightening fast!

Date: 6th December, 18

Theme: Phrasal Verbs 2 –

Notes:



The background of the slide features a collection of wooden blocks, similar to those used in a child's alphabet set. The word "IDIOMS" is prominently displayed in the center, with each letter on a separate block. The letters are in various colors: 'I' is teal, 'D' is yellow, 'I' is purple, 'O' is red, 'M' is blue, and 'S' is pink. Other blocks with letters like 'W', 'B', and 'E' are visible in the background, slightly out of focus. The overall scene is a top-down view of the blocks scattered on a light-colored surface.

Today, we would like to introduce three idioms

The background of the image consists of several wooden blocks, each with a different colored letter on it. The blocks are arranged to spell out the word 'IDIOMS' in a slightly curved line across the middle of the frame. Other blocks with letters like 'W', 'B', and 'S' are visible in the foreground and background, but they are out of focus. The overall lighting is soft and even.

***that are related to
‘Weather’ to you.***



weather



Let's take a look!

***to feel under
the weather***

***If someone is or
feels under the weather,***

***to feel under
the weather***

***helshe is not
feeling well at all.***

***to feel under
the weather***

***Example sentence:
I said that I'd meet my
friends for dinner tonight,***

***to feel under
the weather***

***but I'm feeling a bit under the
weather so I don't think I'll go.***

***to feel under
the weather***

***OR: You look a bit under the
weather today,
are you feeling OK?***

weather



Let's look at the second idiom.

***When it rains,
it pours***

***When something goes wrong
and a lot of things
go wrong at the same time.***

***When it rains,
it pours***

***Example sentence:
The team does not only
lost the game***

***When it rains,
it pours***

***but three of its best players
were injured.***

When it rains, it pours.

weather



Let's look at the last idiom.

Lightning fast

***It means:
really, really, super fast!***

Lightning fast

***It can be used with either time
that moves quickly***

Lightning fast

or the speed of something that physically moves quickly.



***Example sentence:
Did you see that car?
It was lightening fast!***

Have you written down 1 to 2 idioms and the example sentences?

Date: 8th November, 18

Theme: Idioms 2 – “Weather”

Notes:

Under the weather: You look a bit under the weather today, are you feeling OK?

Lightening fast: Did you see that car? It was lightening fast!

Date: 6th December, 18

Theme: Phrasal Verbs 2 –

Notes:

You may take a look of the examples again.

Date: 8th November, 18

Theme: Idioms 2 – “Weather”

Notes:

Under the weather: You look a bit under the weather today, are you feeling OK?

Lightening fast: Did you see that car? It was lightening fast!

Date: 6th December, 18

Theme: Phrasal Verbs 2 –

Notes:

I hope you all have copied some notes in your FYK English Passport already.

Date: 8th November, 18

Theme: Idioms 2 – “Weather”

Notes:

Under the weather: You look a bit under the weather today, are you feeling OK?

Lightening fast: Did you see that car? It was lightening fast!

Date: 6th December, 18

Theme: Phrasal Verbs 2 –

Notes:





IDIOMS

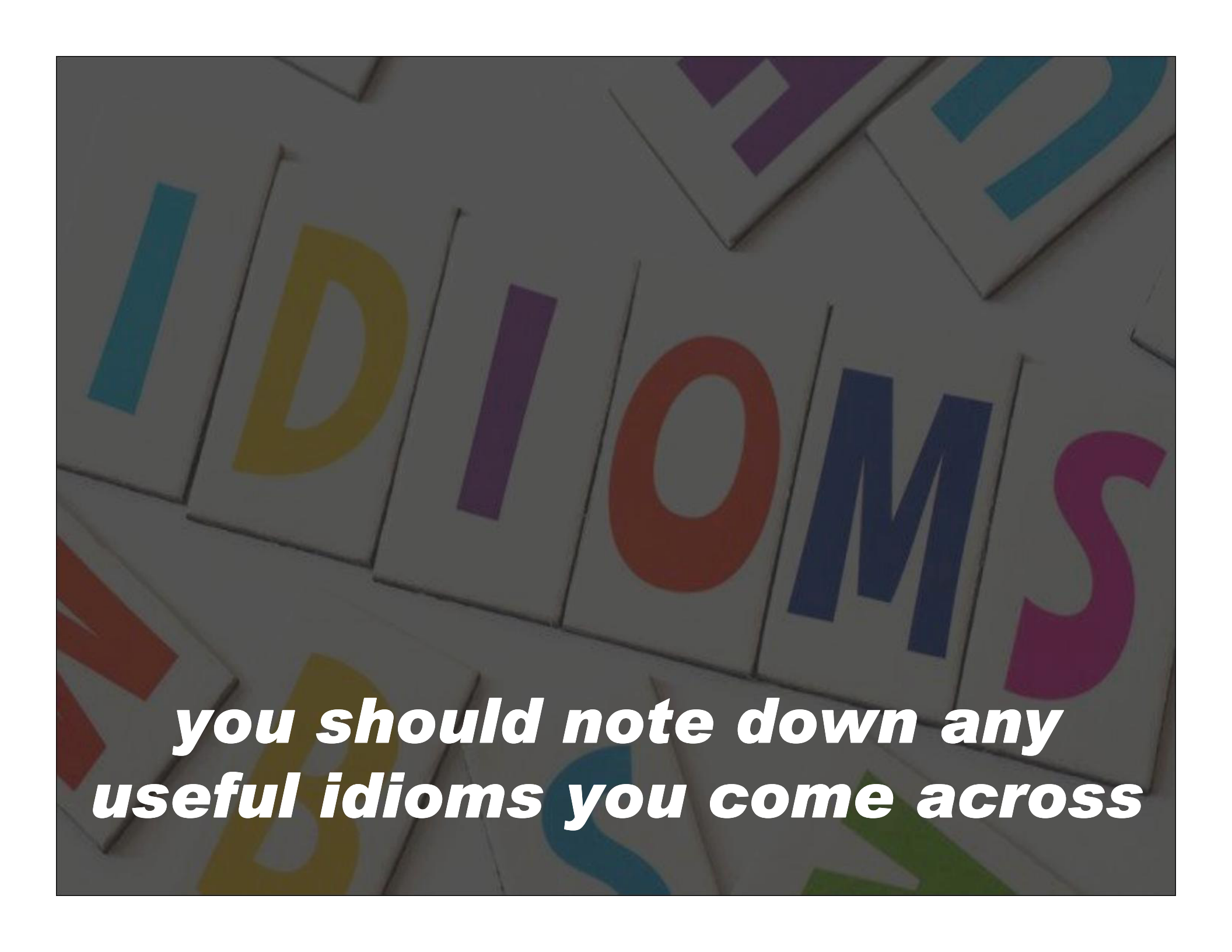
***By the way, can you think of
any other idioms***



related to “weather”?
If you want to make your



***speaking and writing more
colorful and natural,***



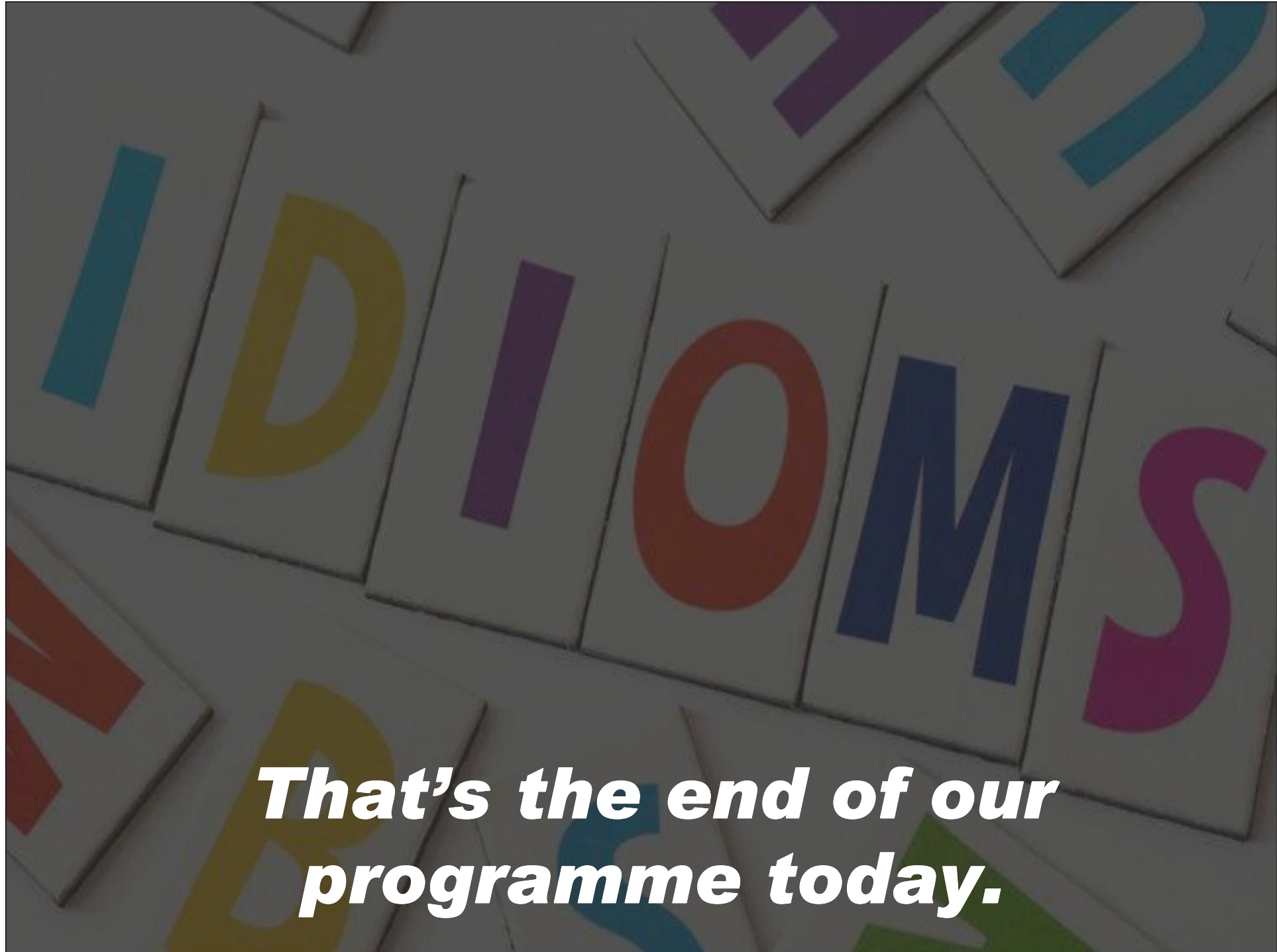
***you should note down any
useful idioms you come across***



***in books, magazines
or online articles.***



Be sure to look up any new idioms in a dictionary.



***That's the end of our
programme today.***



See you all next time!