

The background consists of a grid of letter tiles in various colors (blue, purple, red, green, yellow) arranged to spell out the word 'ALPHABETS'. The tiles are slightly offset and have a 3D effect.

English Learning


Programme

The background of the image consists of several wooden blocks, each with a different colored letter on it. The most prominent block is the word 'IDIOMS' in large, bold, colorful letters: 'I' is teal, 'D' is yellow, 'I' is purple, 'O' is red, 'M' is blue, and 'S' is pink. Other blocks with letters like 'W', 'B', and 'E' are visible in the background, but they are out of focus and partially obscured. The overall scene is a close-up, slightly angled view of these blocks.

***Good morning, principal,
teachers and students.***



***Welcome to the English
Learning Program.***


A collection of wooden blocks with various colored letters (blue, yellow, purple, red, dark blue, pink) arranged to spell out the word 'IDIOMS' in a slightly curved line across the top half of the image. Other blocks with letters like 'H', 'B', and 'S' are visible in the background.

IDIOMS

***I'm Helen from 6A.
I'm Nathaniel from 5A.***

The background of the slide features a collection of wooden blocks with various colored letters. The word "IDIOMS" is prominently displayed in the center, with each letter on a separate block. The letters are in different colors: 'I' is teal, 'D' is yellow, 'I' is purple, 'O' is red, 'M' is blue, and 'S' is pink. Other blocks with letters like 'W', 'B', and 'E' are visible in the background, slightly out of focus.

***Today, we would like to
introduce three idioms***



**For F.1 – F.3 students, please
take out your English Passports
and turn to P.8 NOW.**

Look at the example below:

Date: 6th December, 18

Theme: Phrasal Verbs 2 – “back”

Notes:

Back sb up: I'll back you up if they don't believe you.

Back down: She refused to back down and was fired.

Date: 20th December, 18

Theme: Idioms 3 – “party”

Notes:

You can write down the date now and then pay attention to our programme. The picture below is only an example.

Date: 6th December, 18

Theme: Phrasal Verbs 2 – “back”

Notes:

Back sb up: I'll back you up if they don't believe you.

Back down: She refused to back down and was fired.

Date: 20th December, 18

Theme: Idioms 3 – “party”

Notes:

You can just write down 1 to 2 idioms and the example sentences.

Date: 6th December, 18

Theme: Phrasal Verbs 2 – “back”

Notes:

Back sb up: I'll back you up if they don't believe you.

Back down: She refused to back down and was fired.

Date: 20th December, 18

Theme: Idioms 3 – “party”

Notes:

Are you ready? Let's start now!

Date: 6th December, 18

Theme: Phrasal Verbs 2 – “back”

Notes:

Back sb up: I'll back you up if they don't believe you.

Back down: She refused to back down and was fired.

Date: 20th December, 18

Theme: Idioms 3 – “party”

Notes:



***that are related to
“party” to you.***



***Let's take a look at
the first idiom.***

throw a party


***If someone “throw a party”.
It means they want to
have a party.***

throw a party

***Example sentence:
We are throwing a party
next Saturday.***



***Let's look at
the second idiom.***



***For those who hate parties,
we say “party-pooper”.***



***It means someone who
doesn't like parties.***



***Example sentence:
“Don’t be party-pooper!
Smile!”***



Let's look at the last idiom.

have a boogie

***For those who enjoy dancing
at the party, we say “have a
boogie”.***



***Example sentence:
“Fancy! Have a boogie?”***



or “Let’s boogie!”

Have you written down 1 to 2 idioms and the example sentences?

Date: 6th December, 18

Theme: Phrasal Verbs 2 – “back”

Notes:

Back sb up: I'll back you up if they don't believe you.

Back down: She refused to back down and was fired.

Date: 20th December, 18

Theme: Idioms 3 – “party”

Notes:

throw a party: We are throwing a party next Saturday.

You may take a look of the examples again.

Date: 6th December, 18

Theme: Phrasal Verbs 2 – “back”

Notes:

Back sb up: I'll back you up if they don't believe you.

Back down: She refused to back down and was fired.

Date: 20th December, 18

Theme: Idioms 3 – “party”

Notes:

throw a party: We are throwing a party next Saturday.

I hope you all have copied some notes in your FYK English Passport already.

Date: 6th December, 18

Theme: Phrasal Verbs 2 – “back”

Notes:

Back sb up: I'll back you up if they don't believe you.

Back down: She refused to back down and was fired.

Date: 20th December, 18

Theme: Idioms 3 – “party”

Notes:

throw a party: We are throwing a party next Saturday.





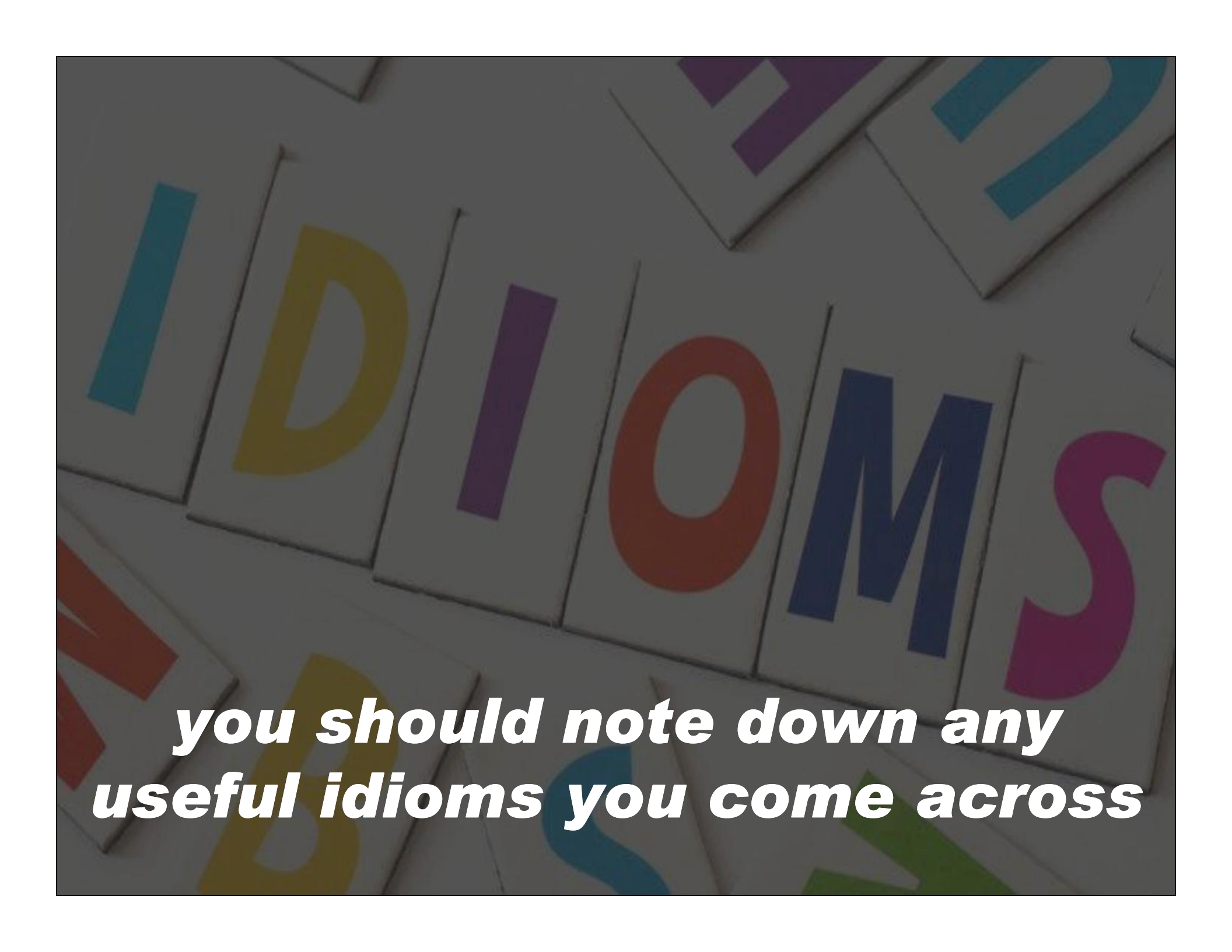
***Can you think of any other
idioms or phrasal verbs***



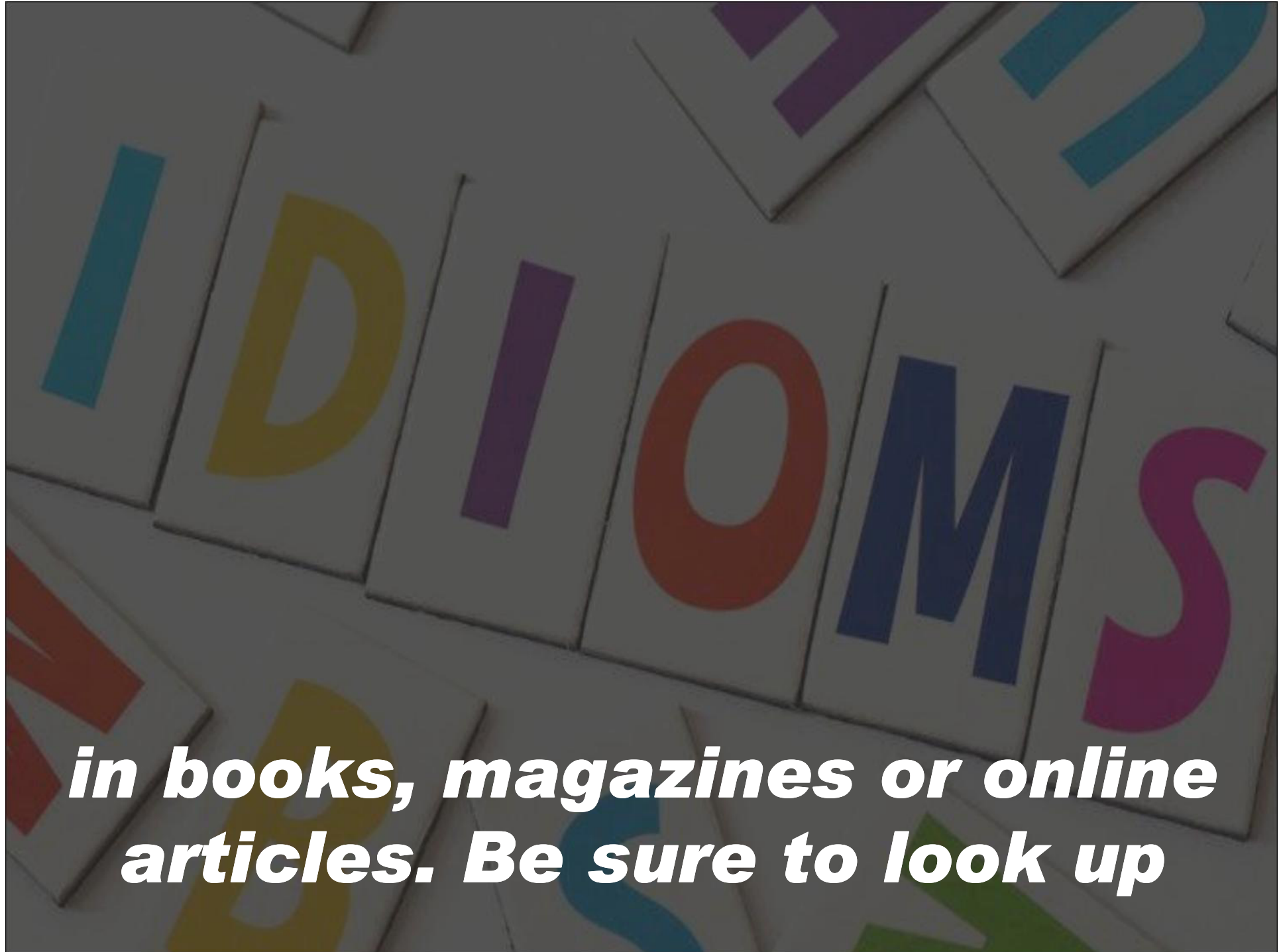
related to “party”?
If you want to make your

The background of the slide features several wooden blocks with letters on them, arranged to spell out the word 'IDIOMS'. The letters are in various colors: 'I' is teal, 'D' is yellow, 'I' is purple, 'O' is red, 'M' is blue, and 'S' is pink. Other blocks with letters like 'W', 'B', and 'E' are also visible, suggesting a larger set of blocks. The overall image is slightly dimmed and has a dark overlay.

***speaking and writing more
colorful and natural,***



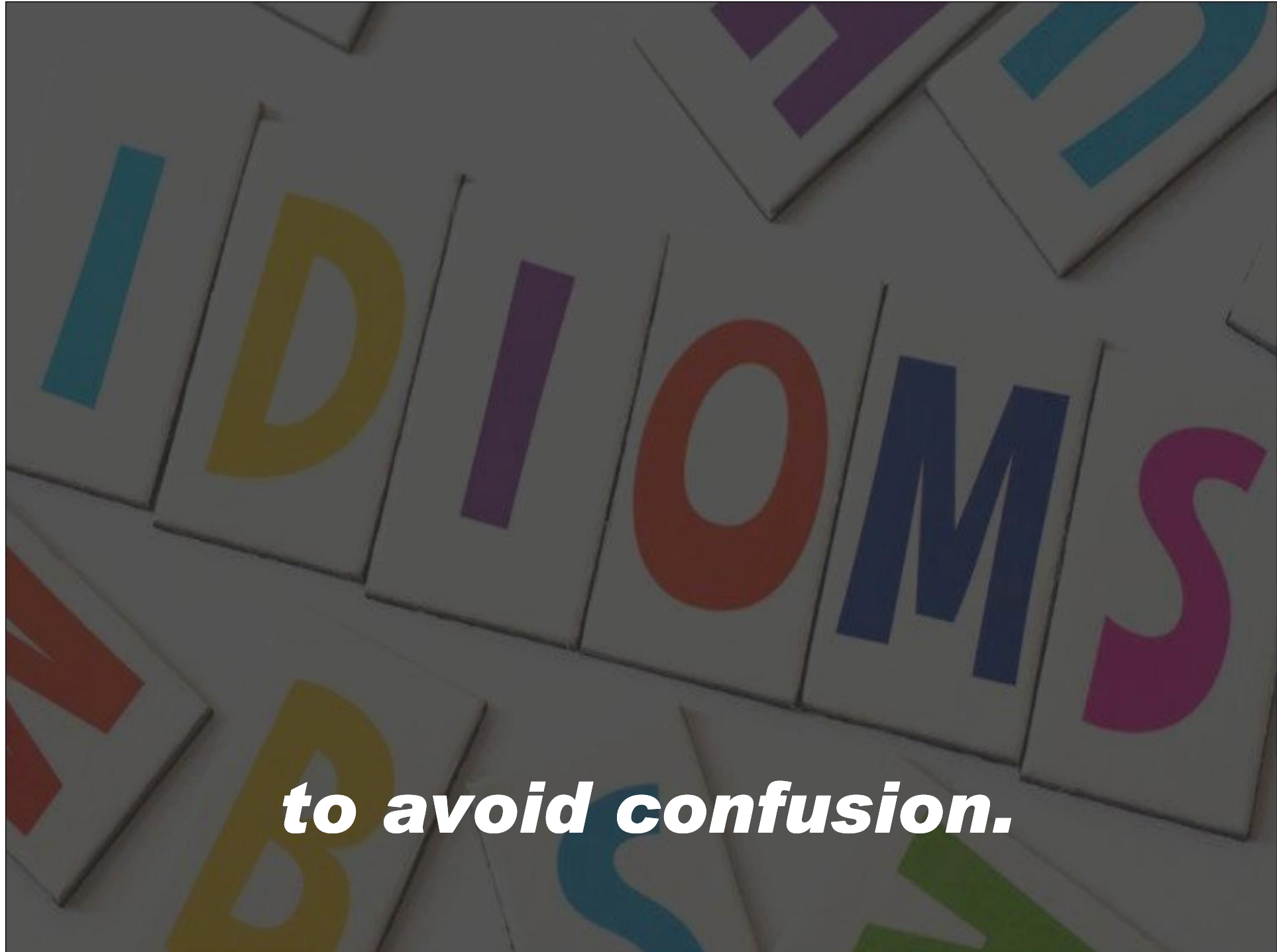
***you should note down any
useful idioms you come across***



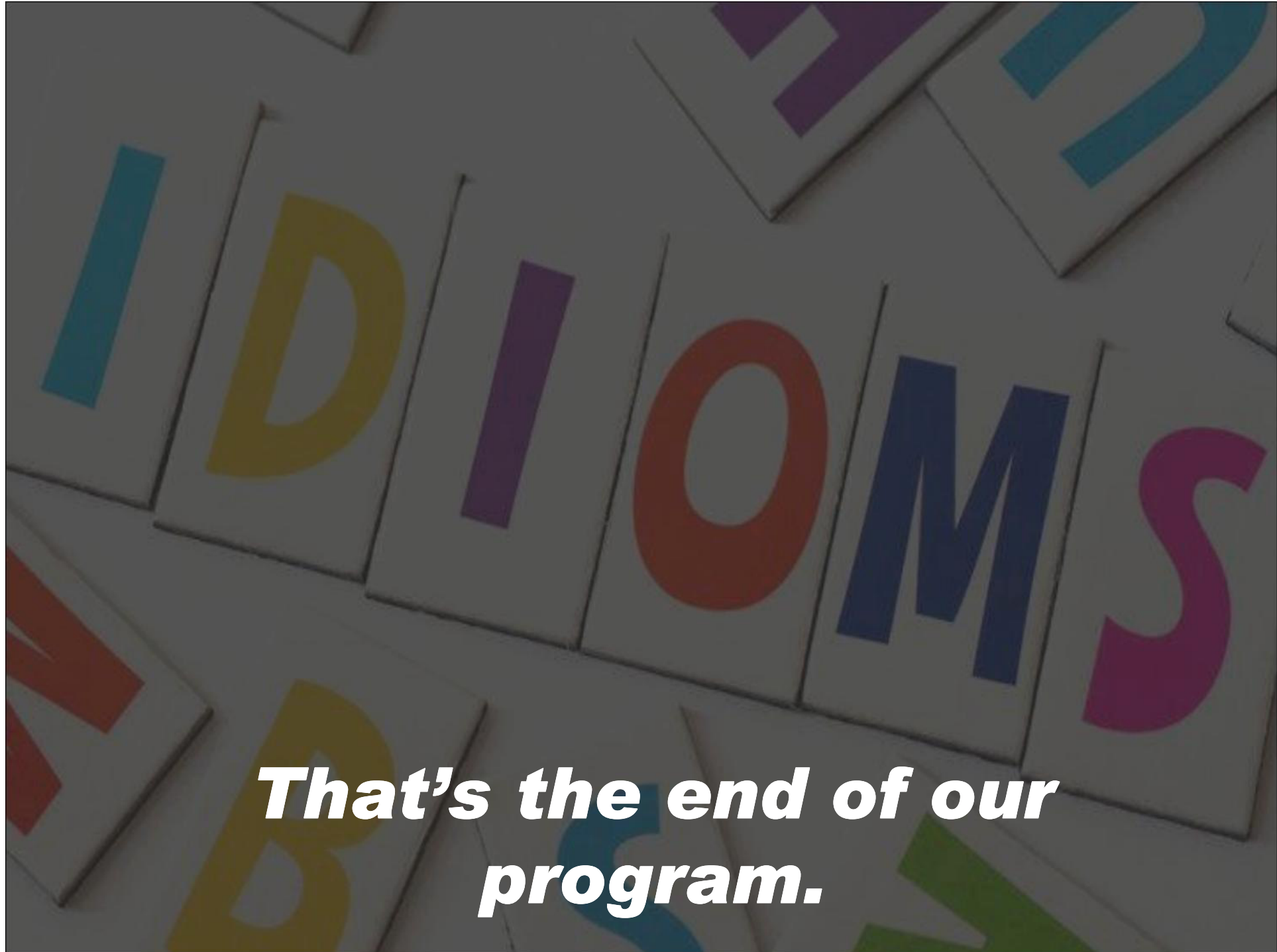
in books, magazines or online articles. Be sure to look up



***any new idioms
you find in a dictionary***



to avoid confusion.



***That's the end of our
program.***



See you all next time!