

The image features a dark grey background with a pattern of colorful, stylized letters and symbols in various colors including blue, purple, red, and green. The letters are scattered and some are partially obscured. Overlaid on this background is the text 'English Learning Programme' in a large, bold, rounded font. The text has a yellow-to-orange gradient and a white outline. The word 'English' is on the top line, 'Learning' is on the second line, and 'Programme' is on the third line, centered under the first two.

English Learning
Programme

The background of the image consists of several wooden blocks, each with a different colored letter on it. The blocks are arranged in a way that they spell out the word 'IDIOMS' in a slightly curved line across the middle of the frame. Other blocks with letters like 'I', 'D', 'I', 'O', 'M', 'S', 'W', 'B', 'S', and 'E' are scattered around, some partially visible. The overall scene is a close-up, slightly angled view of these blocks.

***Good morning, principal,
teachers and students.***

The background of the slide features several wooden blocks with large, colorful letters. The word 'IDIOMS' is the most prominent, with 'I' in teal, 'D' in yellow, 'I' in purple, 'O' in red, 'M' in blue, and 'S' in pink. Other blocks with letters like 'W', 'B', and 'E' are visible in the foreground and background, all slightly out of focus and arranged in a scattered pattern.

***Welcome to the English
Learning Program.***



I'm Nathaniel from 5A.

I'm Kiki from 5A.



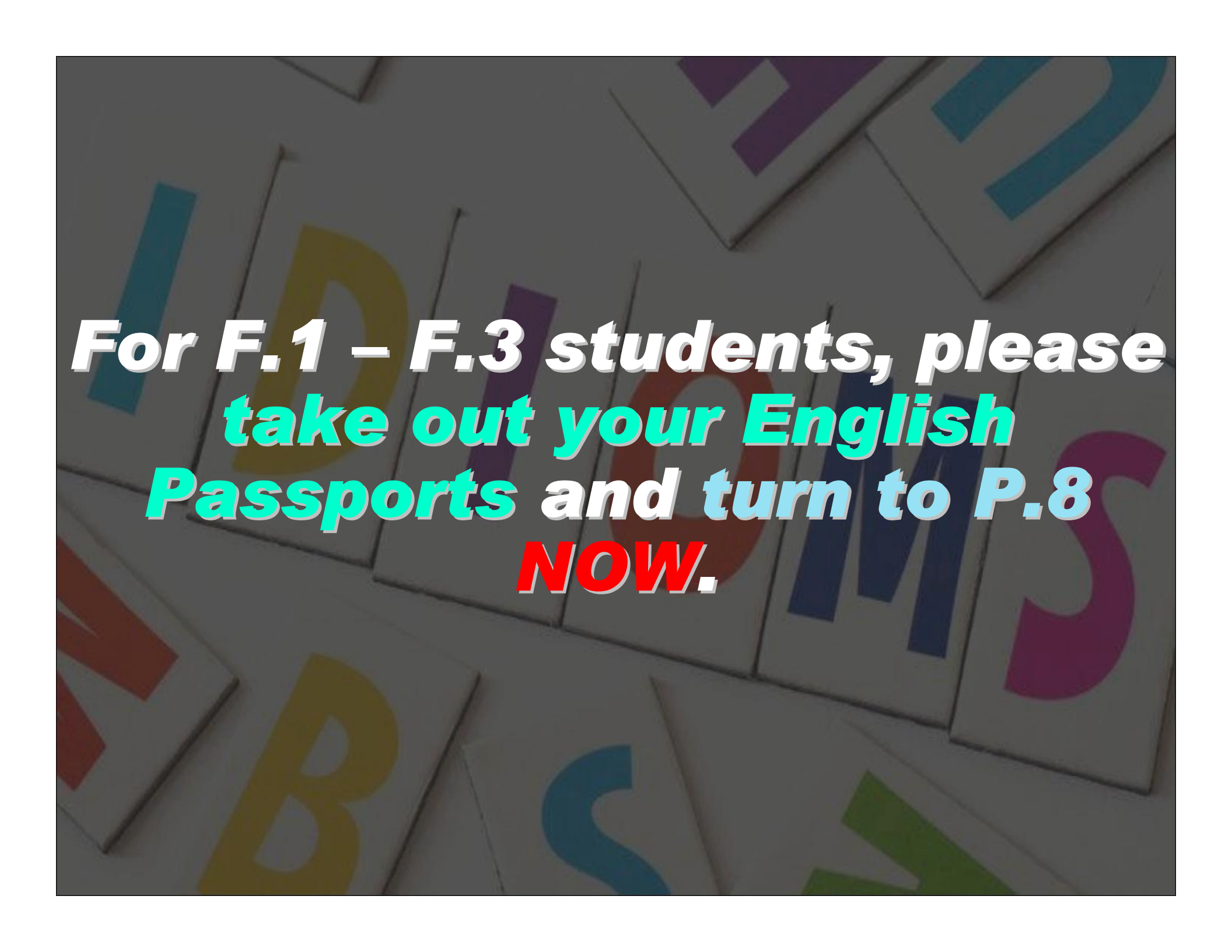
***Today, we would like to
introduce three idioms***

The background consists of a collection of colorful letter tiles, similar to those used in spelling games. The tiles are scattered across the page, with some showing letters like 'I', 'U', 'M', 'S', 'B', and 'E'. The tiles are in various colors including teal, purple, blue, red, yellow, and green. The overall background is a dark grey color.

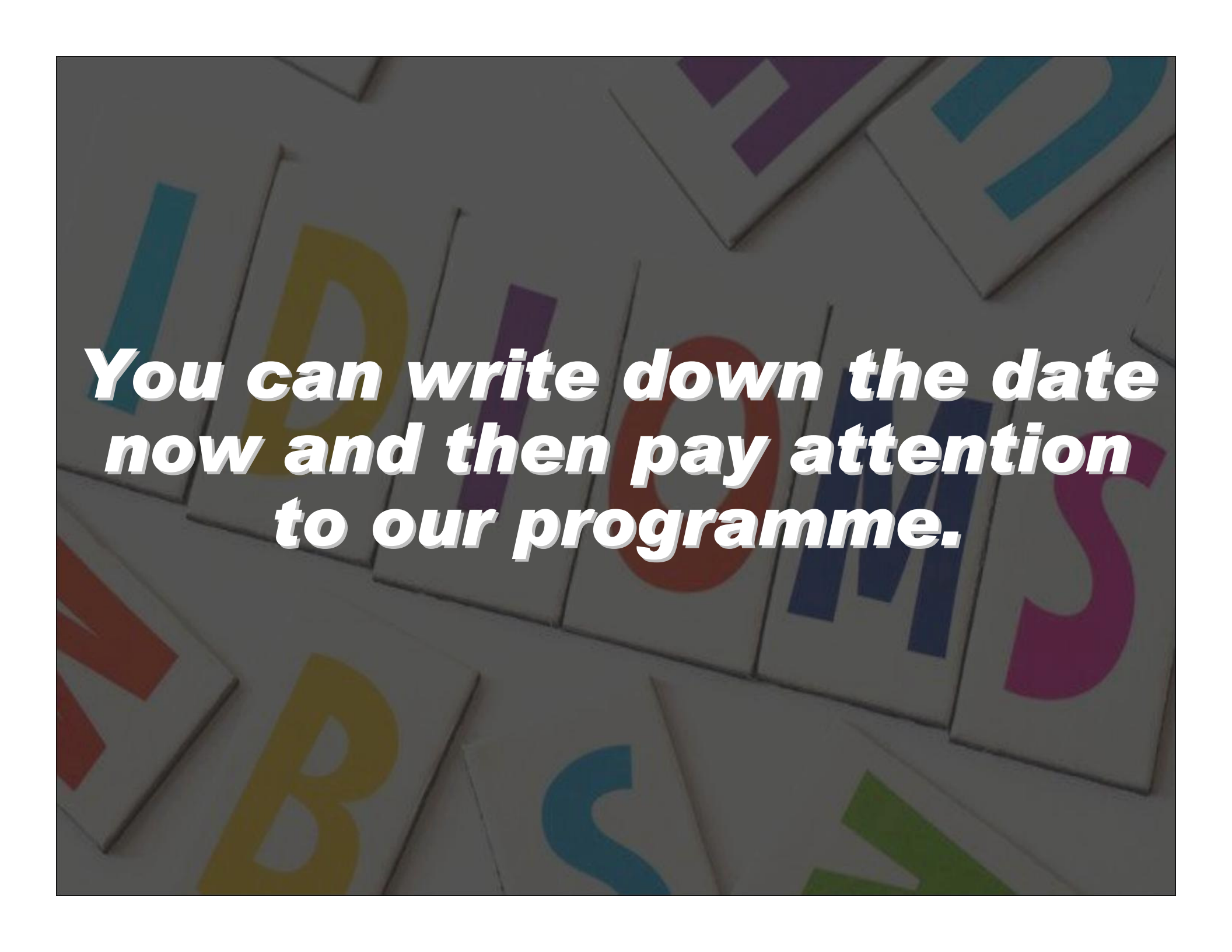
test or exam

that are related to “test or exam” to you.



The background consists of numerous white rectangular tiles scattered across the frame. Each tile features a large, bold letter in a different color, including shades of blue, purple, yellow, red, and green. The tiles are arranged in a way that they appear to be part of a larger word or phrase, though the letters are not fully visible.

***For F.1 – F.3 students, please
take out your English
Passports and turn to P.8
NOW.***

The background consists of numerous wooden blocks of various colors (blue, yellow, purple, red, green, orange) scattered across a light-colored surface. Each block has a large, bold letter printed on it in a color matching the block. The letters are partially visible and scattered, creating a playful, educational atmosphere.

***You can write down the date
now and then pay attention
to our programme.***

The background consists of numerous wooden blocks of various colors (blue, yellow, purple, red, green, orange) scattered across the surface. Each block has a large, bold letter printed on it. The letters are in various colors and orientations, creating a colorful and textured background. The text is overlaid on this background.


You can just write down 1 to 2 idioms and the example sentences.

The background consists of numerous wooden blocks scattered across the frame. Each block has a single, large, colorful letter on its top surface. The letters are in various colors including teal, yellow, purple, red, blue, pink, orange, and green. The blocks are arranged in a somewhat chaotic but rhythmic pattern, creating a textured, three-dimensional effect. The lighting is soft, highlighting the edges of the blocks.

***Are you ready?
Let's start now!***


test or exam

***Let's take a look at the first
idiom!***




ace a test / an exam

It is “ace a test/an exam”.



ace a test / an exam

It means to get a very high score on a test or an exam.




ace a test / an exam

***Example sentence:
Mum, I will ace a test!***


test or exam

***Let's look at the second
idiom.***




bone up on

It's "bone up on".



bone up on

***It means to study hard, usually
in preparation for a test.***



bone up on

***Example sentence:
I've been boning up on my
French test.***


test or exam

Let's look at the last idiom.




burn the midnight oil

It's "burn the midnight oil".



burn the midnight oil

***It means – to work late into
the night.***



burn the midnight oil

Example sentence:

I burned the midnight oil last night preparing for my exam.





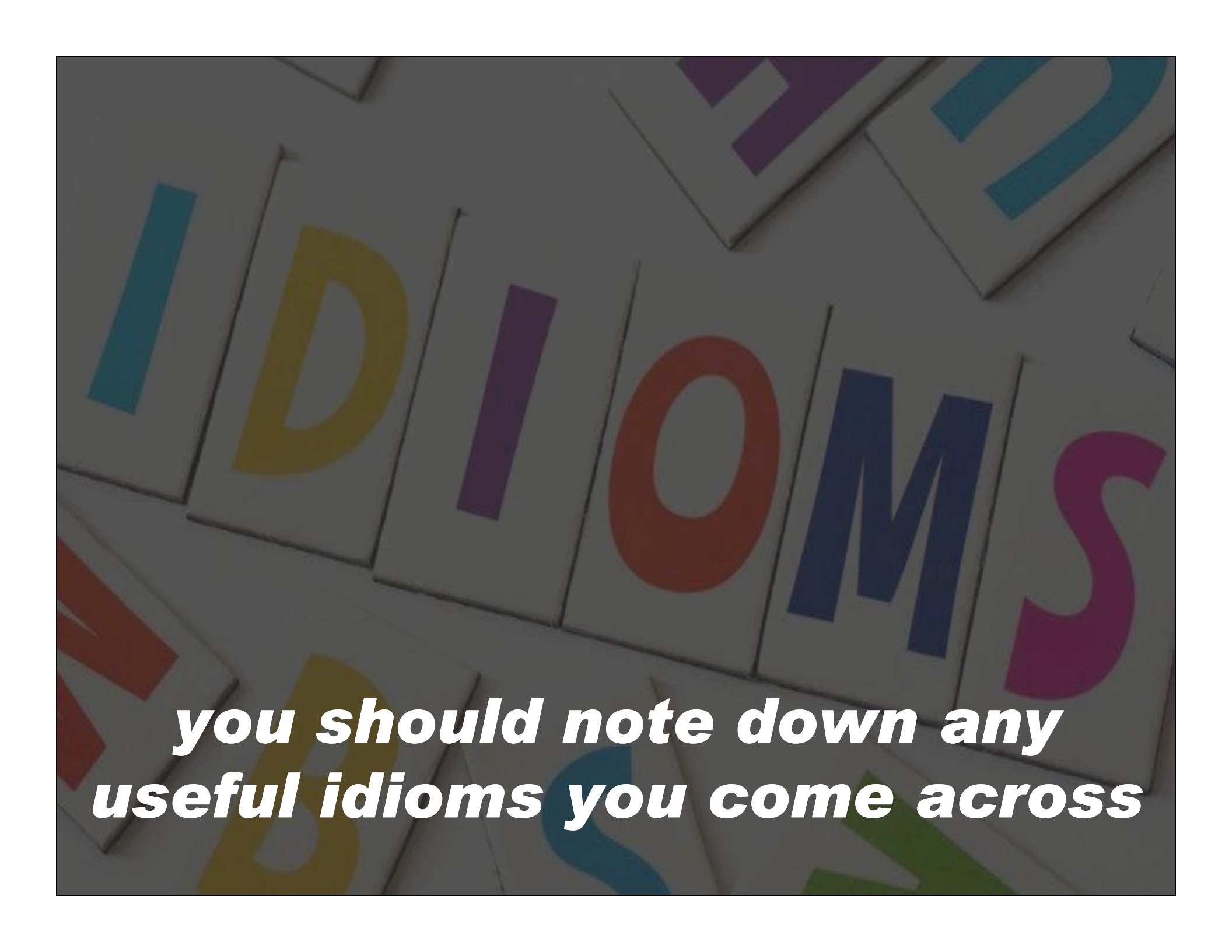
***Can you think of any other
idioms or phrasal verbs***

The background of the slide features a collection of wooden blocks, each with a different colored letter. The word "IDIOMS" is prominently displayed in the center, with each letter on a separate block. The letters are: 'I' (teal), 'D' (yellow), 'I' (purple), 'O' (red), 'M' (blue), and 'S' (magenta). Other blocks with letters like 'W', 'B', and 'E' are visible in the background, slightly out of focus.

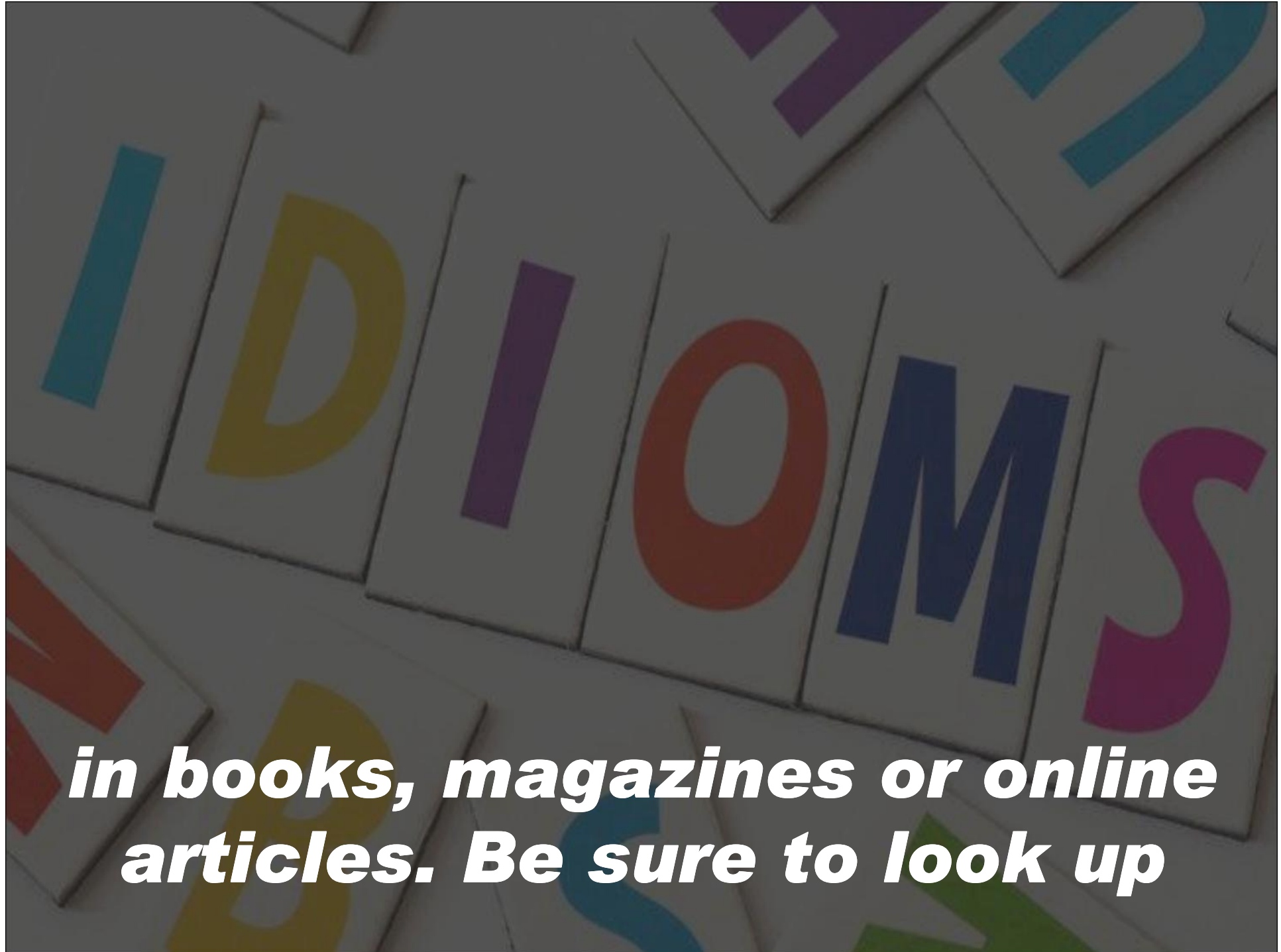
related to “testlexam”?
If you want to make your



***speaking and writing more
colorful and natural,***

The background of the slide features a collection of colorful letter tiles. The word "IDIOMS" is prominently displayed in the center, with each letter on a separate white tile with a colored border. The tiles are arranged in a slightly overlapping, perspective view. Other tiles with various letters and colors are visible in the background, creating a textured, educational feel.

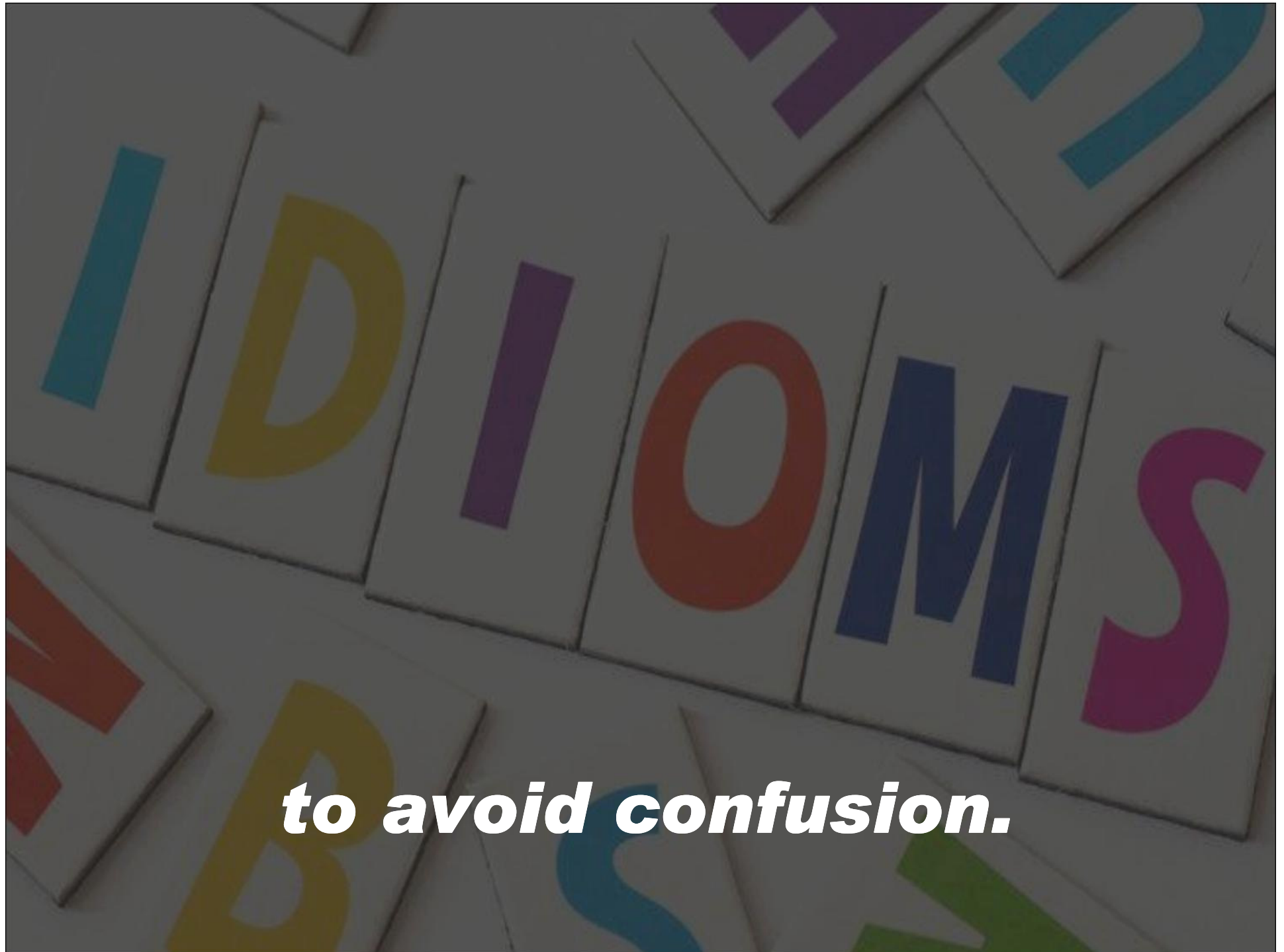
***you should note down any
useful idioms you come across***



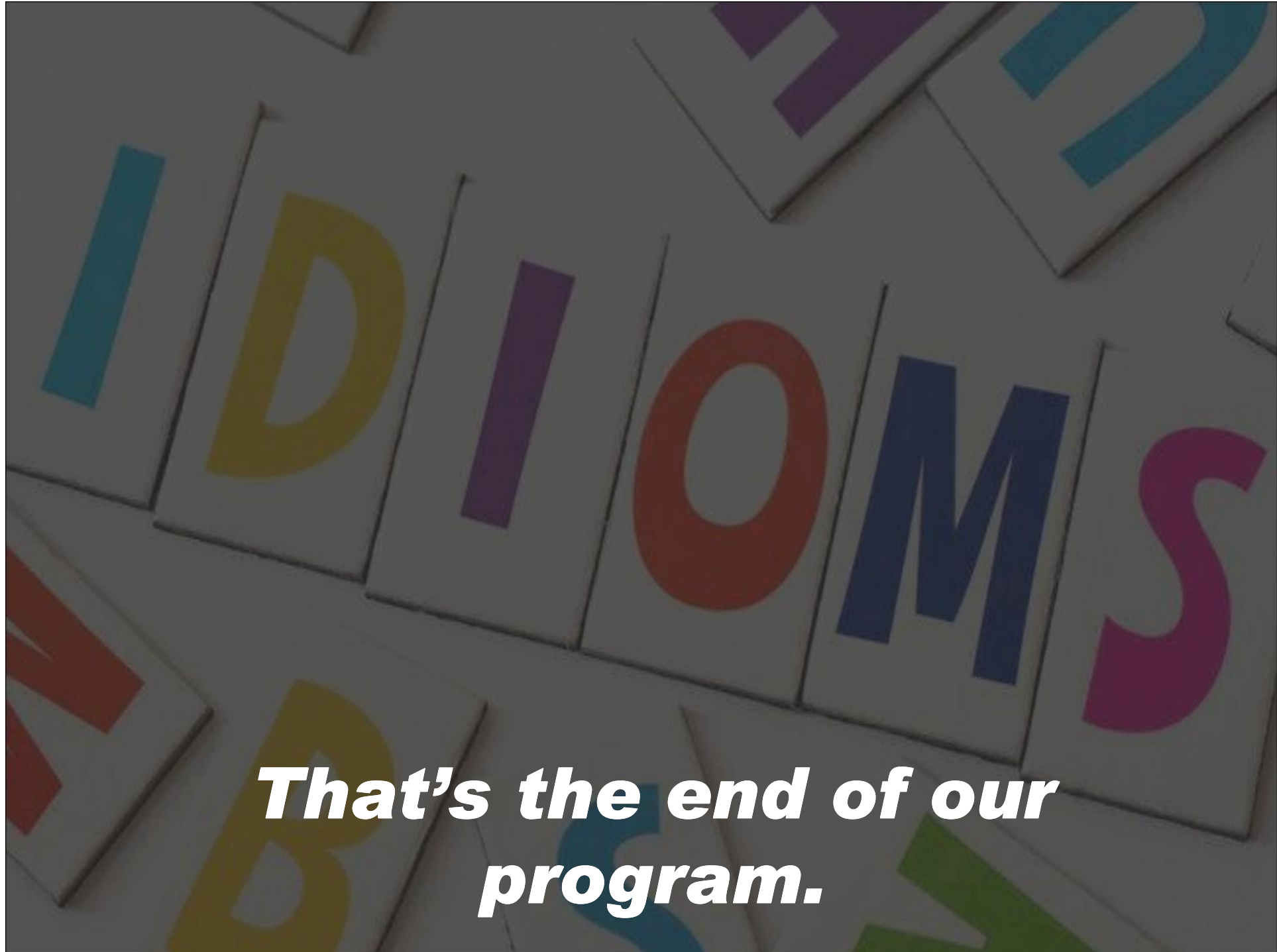
in books, magazines or online articles. Be sure to look up



***any new idioms
you find in a dictionary***



to avoid confusion.



***That's the end of our
program.***



See you all next time!