

The background features a dark, textured surface with various colorful letters scattered across it. The letters are in different colors like blue, purple, red, and green, and are arranged in a way that suggests they are pieces of a puzzle or scattered alphabet tiles. The main text is overlaid on this background.

English Learning

Programme

The background of the image consists of several wooden blocks, each with a different colored letter on it. The most prominent block is the word 'IDIOMS' in large, bold, colorful letters: 'I' is teal, 'D' is yellow, 'I' is purple, 'O' is red, 'M' is blue, and 'S' is pink. Other blocks with letters like 'W', 'B', and 'E' are visible in the background, but they are out of focus and partially obscured. The overall scene is a close-up, slightly angled view of these blocks.

***Good morning, principal,
teachers and students.***

The background of the slide features a collection of wooden blocks, similar to those used in a child's alphabet set. The blocks are arranged to spell out the word 'IDIOMS' in large, colorful letters. The 'I' is teal, 'D' is yellow, 'I' is purple, 'O' is red, 'M' is blue, and 'S' is pink. Other blocks with letters like 'W', 'B', and 'E' are visible in the background, some partially obscured. The overall scene is slightly dimmed to make the white text stand out.

***Welcome to the English
Learning Program.***

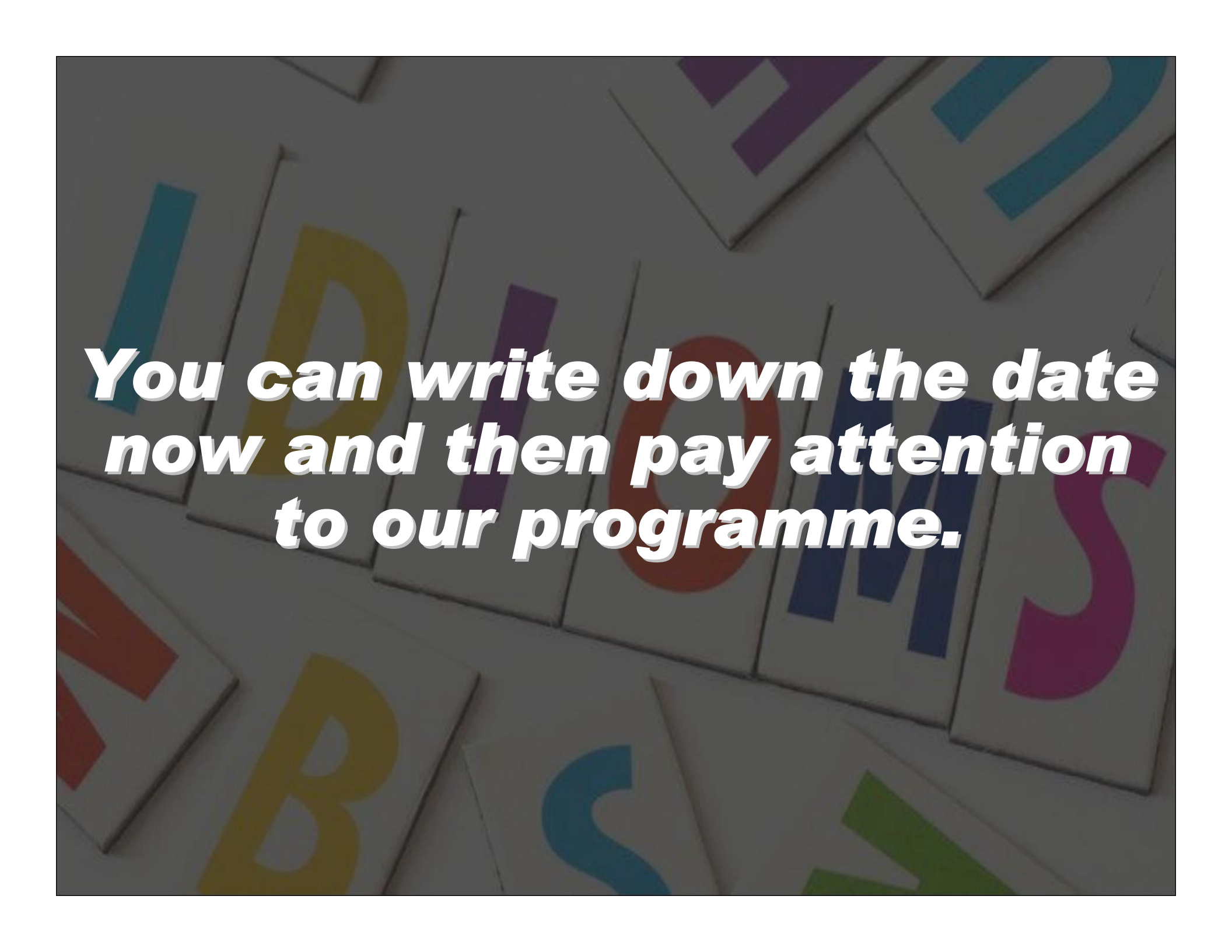
The background of the slide features a collection of white letter tiles with colorful characters. The word "IDIOMS" is prominently displayed in the center, with each letter on a separate tile: 'I' (teal), 'D' (yellow), 'I' (purple), 'O' (red), 'M' (blue), and 'S' (magenta). Other tiles with letters like 'W', 'B', and 'E' are visible in the foreground and background, slightly out of focus.

***I'm Nathaniel from 5A.
I'm Natalie from 3C.***



The background consists of numerous white rectangular tiles scattered across the frame. Each tile features a large, bold letter in a different color, including shades of blue, yellow, purple, red, and green. The tiles are arranged in a way that suggests they are being used for a word-building or spelling activity.

***For F.1 – F.3 students, please
take out your English
Passports NOW.***

The background consists of numerous wooden blocks of various colors (blue, yellow, purple, red, green, orange) scattered across a light-colored surface. Each block has a large, bold letter printed on it. The letters are in various colors and orientations, creating a vibrant and playful visual. The text is overlaid on this background.


***You can write down the date
now and then pay attention
to our programme.***

The background consists of numerous wooden blocks of various colors (blue, yellow, purple, red, green, orange) scattered across a light-colored surface. Each block has a large, bold letter printed on it. The letters are in various colors and orientations, creating a colorful and textured background. The text is overlaid on this background.

You can just write down 1 to 2 idioms and the example sentences.

The background consists of numerous wooden blocks, each with a different colored letter on it. The letters are scattered across the frame, creating a textured and colorful backdrop. The colors of the letters include blue, yellow, purple, red, dark blue, pink, orange, and green. The blocks are arranged in a way that they appear to be randomly placed on a surface.

***Are you ready?
Let's start now!***





animal

Today, we would like to introduce three idioms that are related to “animal” to you.



animal

***Let's take a look of
the first idiom.***



***raining cats
and dogs***

***‘Raining cats and dogs’:
you say this when it is raining
heavily.***



***raining cats
and dogs***

***Example sentence:
It rained cats and dogs
yesterday.***



***raining cats
and dogs***

***Repeat:
It rained cats and dogs
yesterday.***



animal

***Let's take a look at
the second idiom.***



black sheep

***It is – 'black sheep'. It's about
a person who has done
something bad***




black sheep

that brings embarrassment or shame to his or her family.



black sheep

***Example sentence:
He is the black sheep of the
family.***



black sheep

***Repeat:
He is the black sheep of the
family.***



animal

***Let's take a look at
the last idiom.***



a little bird told me

It's – "a little bird told me".



a little bird told me

***It is said if you know who
gave you the information***



a little bird told me

***being discussed but do not
want to say who it was.***

Example:

***“How did you know Sammi
and Ray were getting
married?”***

***“Oh, let’s just say a little bird
told me.”***

Repeat:

***“How did you know Sammi
and Ray were getting
married?”***

***“Oh, let’s just say a little bird
told me.”***





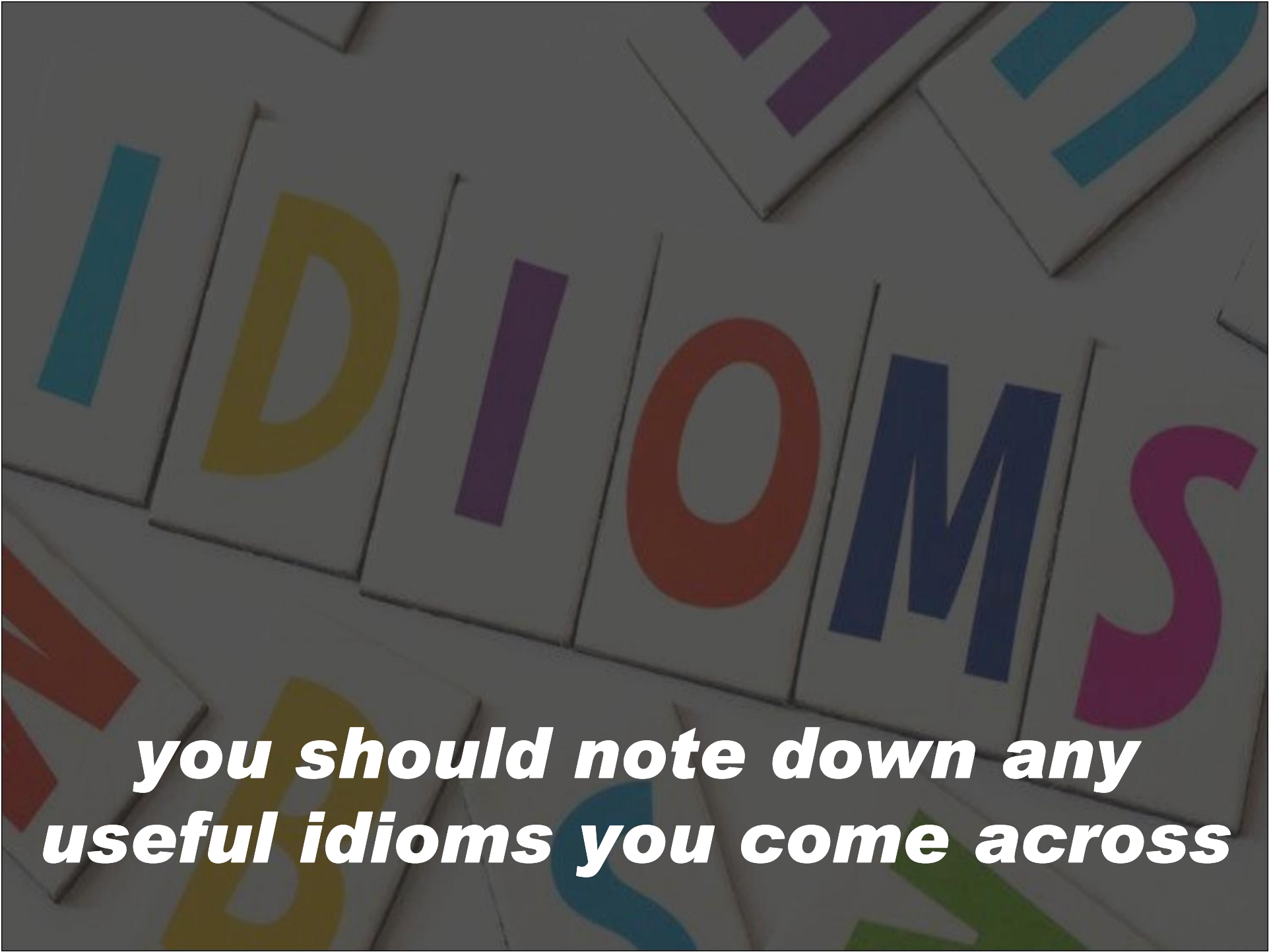
***Can you think of any other
idioms or phrasal verbs***



related to “animal”?
If you want to make your

A background image showing several wooden blocks with letters on them, arranged to spell out the word 'IDIOMS'. The letters are in various colors: 'I' is teal, 'D' is yellow, 'I' is purple, 'O' is red, 'M' is blue, and 'S' is pink. There are also other blocks with letters like 'W', 'B', and 'E' visible in the background, though they are out of focus and partially obscured.

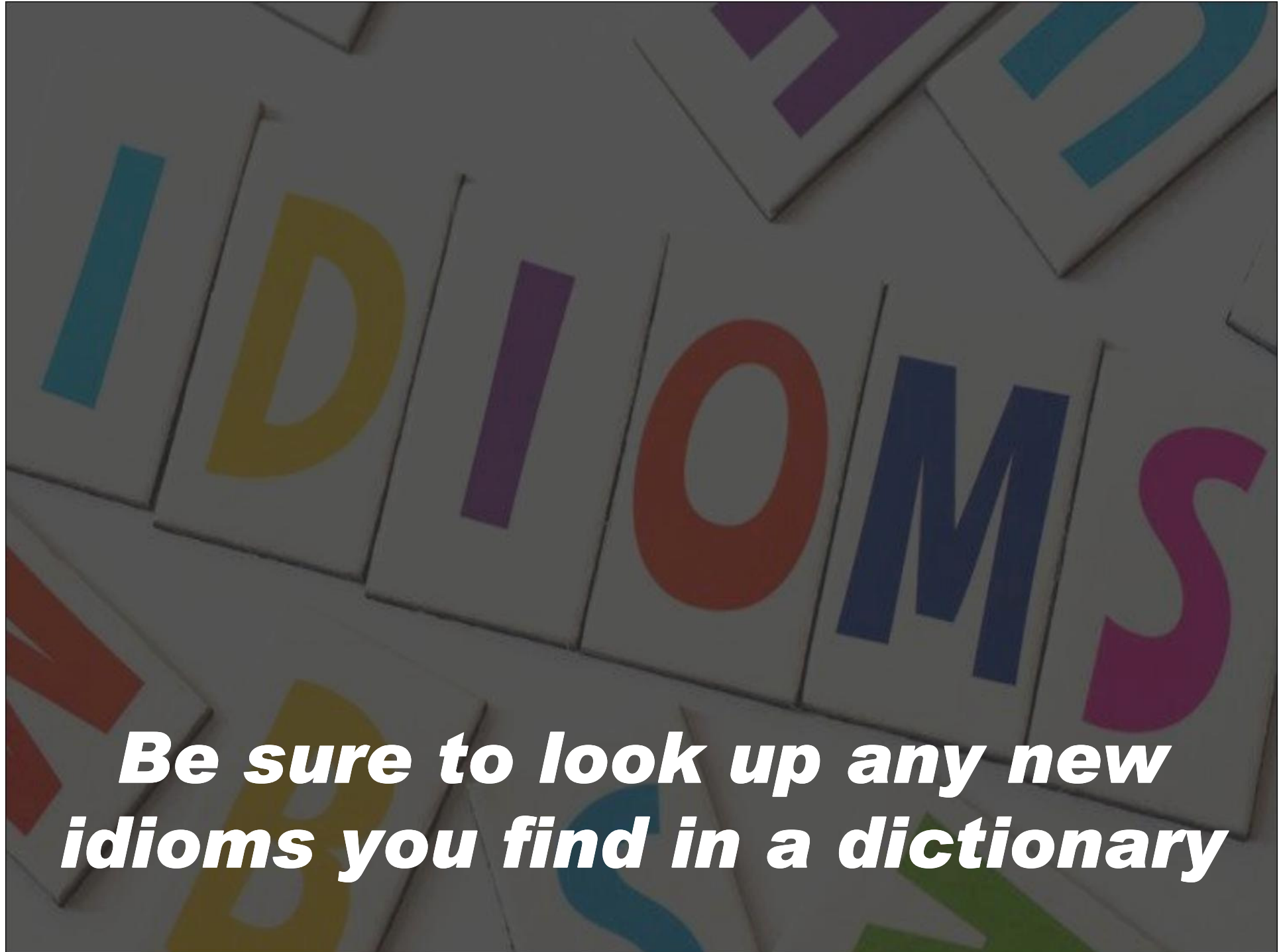
***speaking and writing more
colorful and natural,***



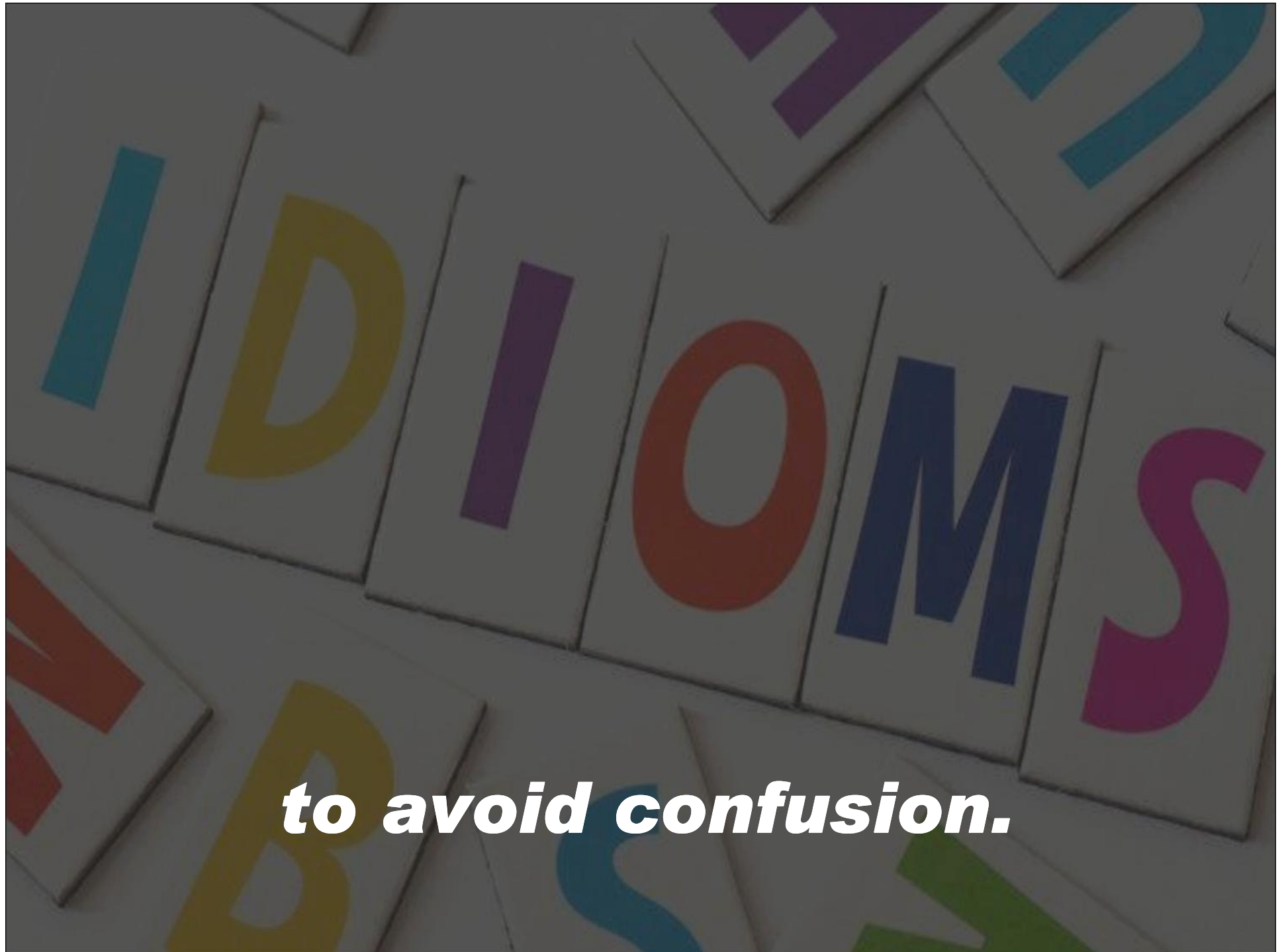
***you should note down any
useful idioms you come across***

The background of the slide features a collection of wooden blocks with large, colorful letters. The word 'IDIOMS' is prominently displayed in the center, with each letter on a separate block. Below it, the word 'WORDS' is partially visible. The blocks are arranged in a slightly overlapping, perspective view, creating a textured, three-dimensional effect. The colors of the letters include teal, yellow, purple, red, blue, and pink.

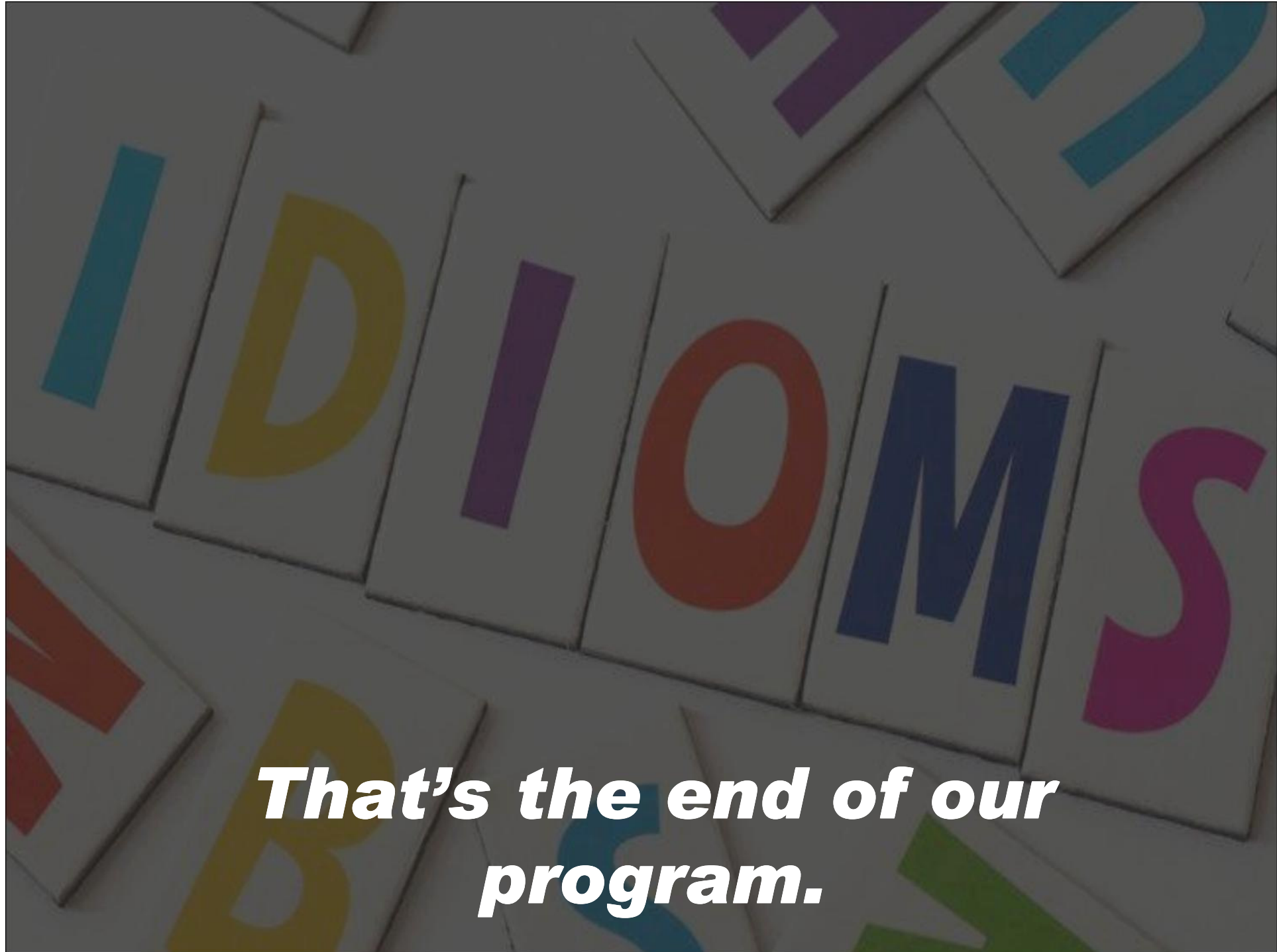
***in books, magazines
or online articles.***



Be sure to look up any new idioms you find in a dictionary



to avoid confusion.



***That's the end of our
program.***



See you all next time!