

The background features a dark, textured surface with various colorful letters (A, B, C, D, E, F, G, H, I, J, K, L, M, N, O, P, Q, R, S, T, U, V, W, X, Y, Z) scattered across it. The letters are in different colors like blue, purple, red, green, and yellow, and are slightly out of focus, creating a sense of depth.

English Learning Programme

The background of the image consists of several wooden blocks, each with a different colored letter on it. The most prominent block is the word 'IDIOMS' in large, bold, colorful letters: 'I' is teal, 'D' is yellow, 'I' is purple, 'O' is red, 'M' is blue, and 'S' is pink. Other blocks with letters like 'W', 'B', and 'E' are visible in the background, but they are out of focus and partially obscured. The overall scene is a close-up, slightly angled view of these blocks.

***Good morning, principal,
teachers and students.***



***Welcome to the English
Learning Program.***

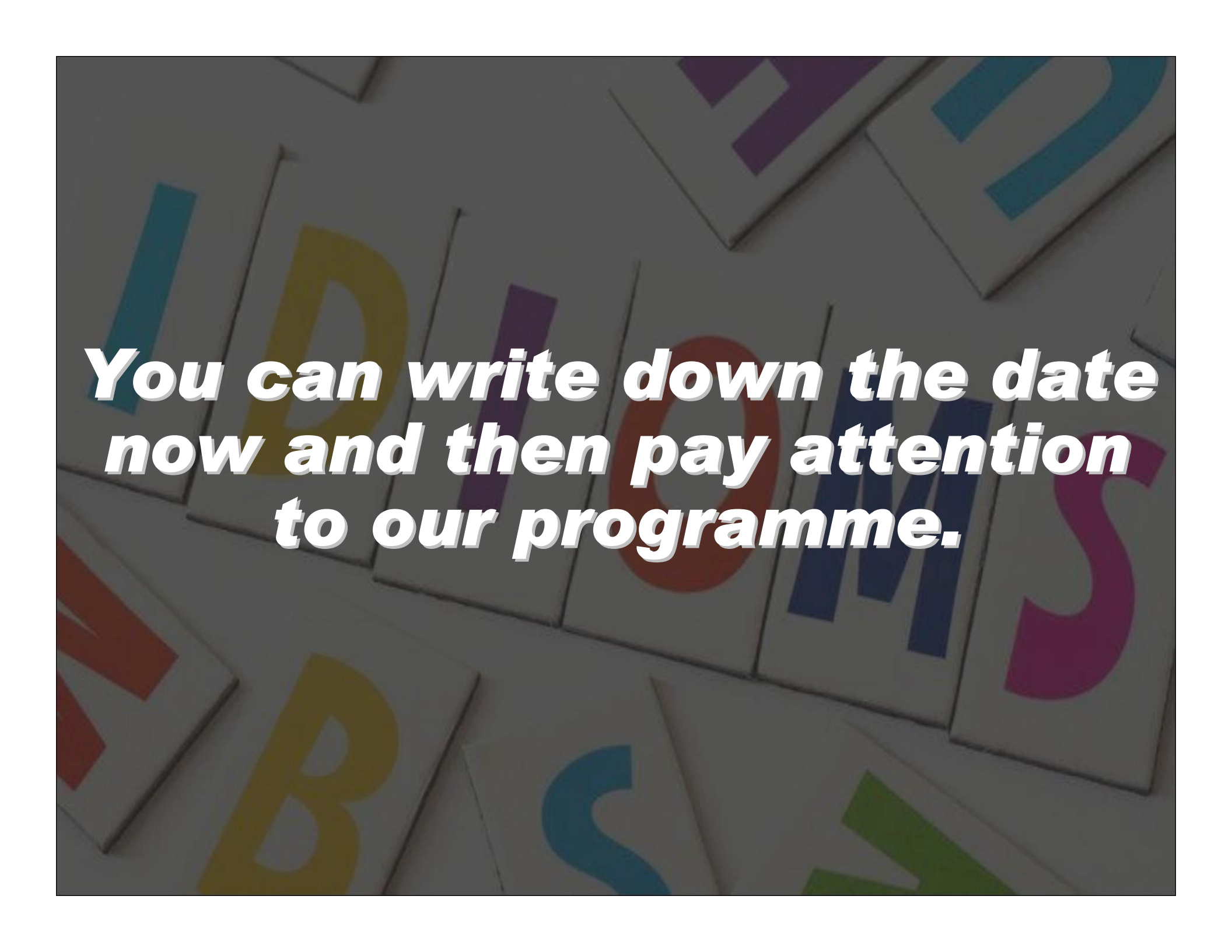
The background of the slide features a collection of white letter tiles with colorful characters. The word "IDIOMS" is prominently displayed in the center, with each letter on a separate tile: 'I' (teal), 'D' (yellow), 'I' (purple), 'O' (red), 'M' (blue), and 'S' (magenta). Other tiles with letters like 'W', 'B', and 'E' are visible in the foreground and background, slightly out of focus.

***I'm Nathaniel from 5A.
I'm Natalie from 3C.***



The background of the slide features a grid of large, colorful letter tiles. The tiles are arranged to spell out the word 'EDUCATION' in a slightly tilted, perspective view. The letters are in various colors: 'E' is red, 'D' is yellow, 'U' is blue, 'C' is purple, 'A' is red, 'T' is blue, 'I' is purple, 'O' is red, 'N' is blue, and 'S' is purple. The tiles are set against a dark grey background.

***For F.1 – F.3 students, please
take out your English
Passports **NOW.*****

The background of the image consists of numerous wooden blocks, each featuring a large, colorful letter. The letters are scattered across the frame, creating a textured and playful appearance. The colors of the letters include teal, yellow, purple, red, blue, and green. The text is overlaid on this background in a bold, white, italicized font.


***You can write down the date
now and then pay attention
to our programme.***

The background consists of numerous wooden blocks of various colors (blue, yellow, purple, red, green, orange) scattered across the surface. Each block has a large, bold letter printed on it. The letters are in various colors and orientations, creating a colorful and textured background. The text is overlaid on this background.

You can just write down 1 to 2 idioms and the example sentences.

The background consists of numerous wooden blocks scattered across the frame. Each block has a single, large, colorful letter printed on its top surface. The letters are in various colors including teal, yellow, purple, red, blue, pink, orange, and green. The blocks are arranged in a somewhat chaotic but overlapping pattern, creating a textured, three-dimensional effect. The lighting is soft, highlighting the edges of the blocks.

***Are you ready?
Let's start now!***





clothes

Today, we would like to introduce three idioms that are related to “clothes” to you again.



at the drop of a hat

It's – 'at the drop of a hat'.



at the drop of a hat

If you say that you are ready to do something at the drop of a hat, it means



at the drop of a hat

***you are willing to do it
immediately without a
second thought.***



at the drop of a hat

Example sentence:

If you need help, just call on me.

I can come

at the drop of a hat.



clothes

***Let's take a look at
the second idiom.***



fill someone's shoes

It is – to 'fill someone's shoe'.

"FILL SOMEONE'S SHOES"

TO ASSUME
SOMEONE'S POSITION
OR DUTIES.



E.G. "IT WILL BE VERY
DIFFICULT TO FILL ANNE'S
SHOES WHEN SHE RETIRES."

Student
Committee

fill someone's shoes

***It means to assume someone's
position or duties.***

"FILL SOMEONE'S SHOES"

TO ASSUME
SOMEONE'S POSITION
OR DUTIES.



E.G. "IT WILL BE VERY
DIFFICULT TO FILL ANNE'S
SHOES WHEN SHE RETIRES."

Student
Committee

fill someone's shoes

***Example sentence:
'It will be very difficult to fill
Anne's shoe when she retires'.***



fill someone's shoes

Repeat:

***'It will be very difficult to fill
Anne's shoe when she retires'.***



clothes

***Let's take a look at
the last idiom.***

tighten one's belt

If you need to **tighten your belt**, you must spend your money carefully because there is less available.



tighten one's belt

It is – 'tighten one's belt'.

tighten one's belt

If you need to **tighten your belt**, you must spend your money carefully because there is less available.



tighten one's belt

If you need to tighten your belt, you must spend your money carefully because you don't have enough money.

tighten one's belt

If you need to **tighten your belt**, you must spend your money carefully because there is less available.



tighten one's belt

Example sentence:

I need to tighten my belt as I have lost my job.

tighten one's belt


If you need to **tighten your belt**, you must spend your money carefully because there is less available.



tighten one's belt

Repeat:

I need to tighten my belt as I have lost my job.





***Can you think of any other
idioms or phrasal verbs***



related to “clothing”?
If you want to make your



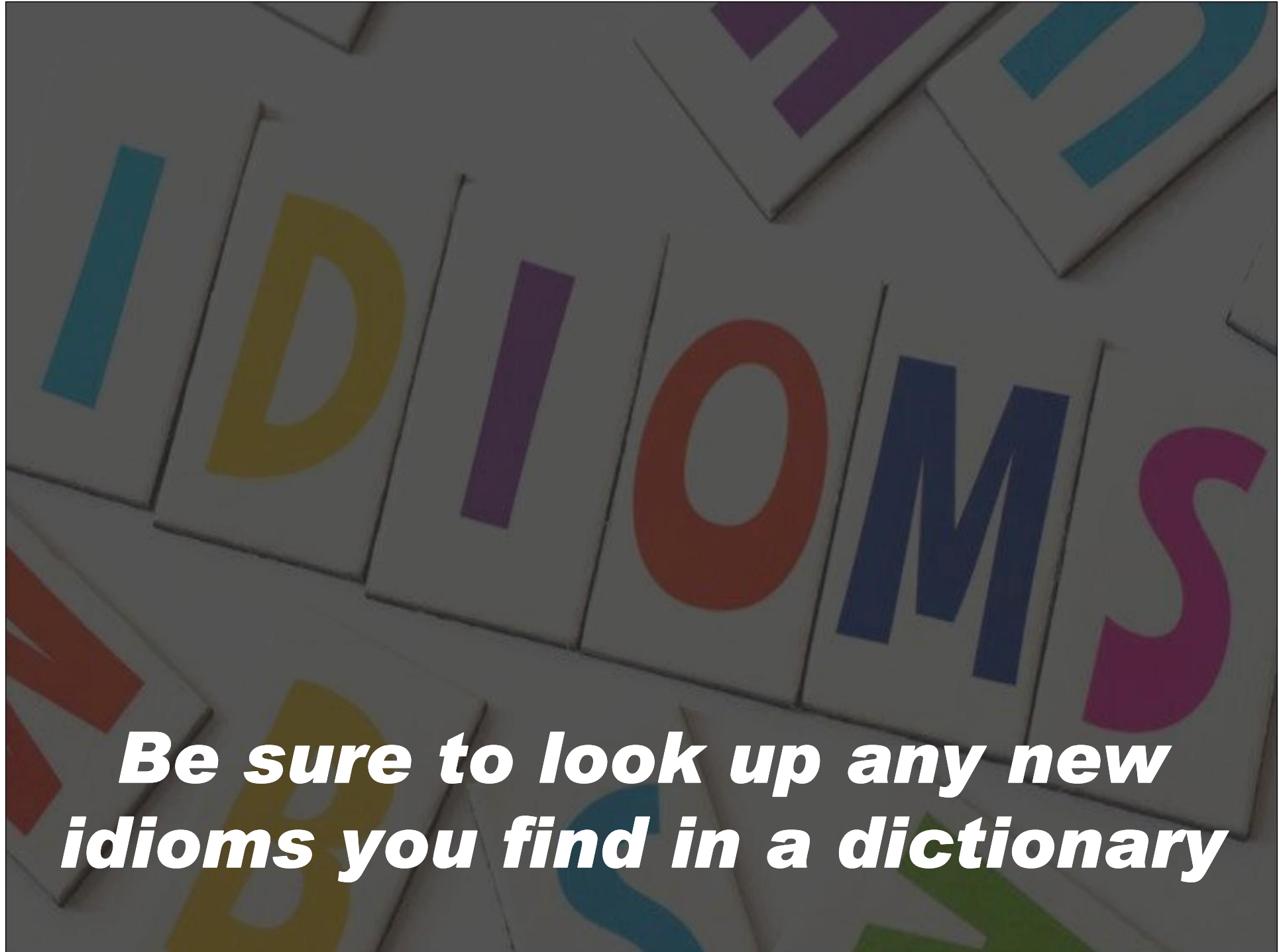
***speaking and writing more
colorful and natural,***



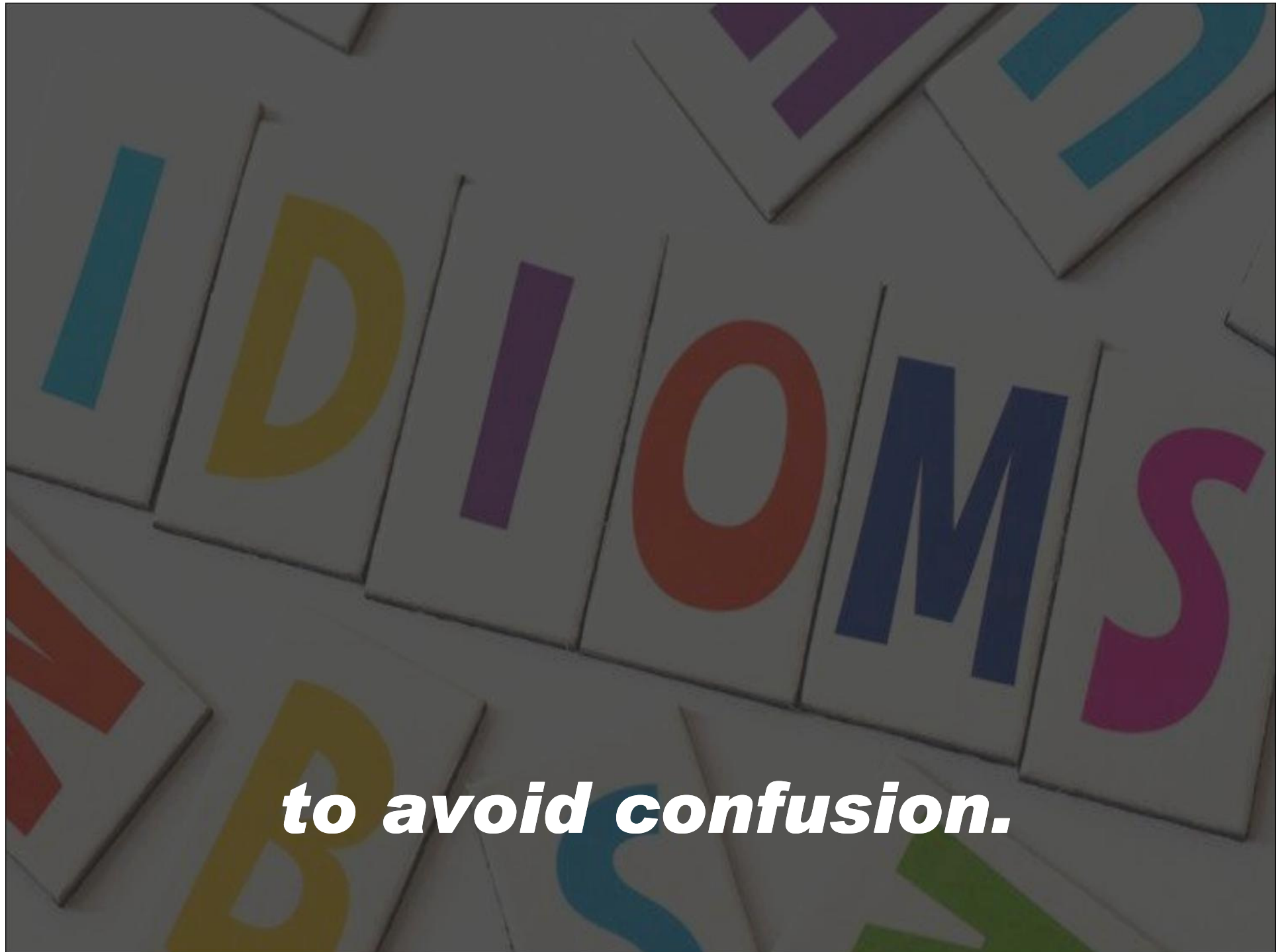
***you should note down any
useful idioms you come across***

A background image showing several wooden blocks with letters on them. The word 'IDIOMS' is clearly visible in the center, with letters in various colors: 'I' is teal, 'D' is yellow, 'I' is purple, 'O' is red, 'M' is blue, and 'S' is pink. Other blocks with letters like 'W', 'R', 'D', 'S', 'E', 'L' are partially visible around it.

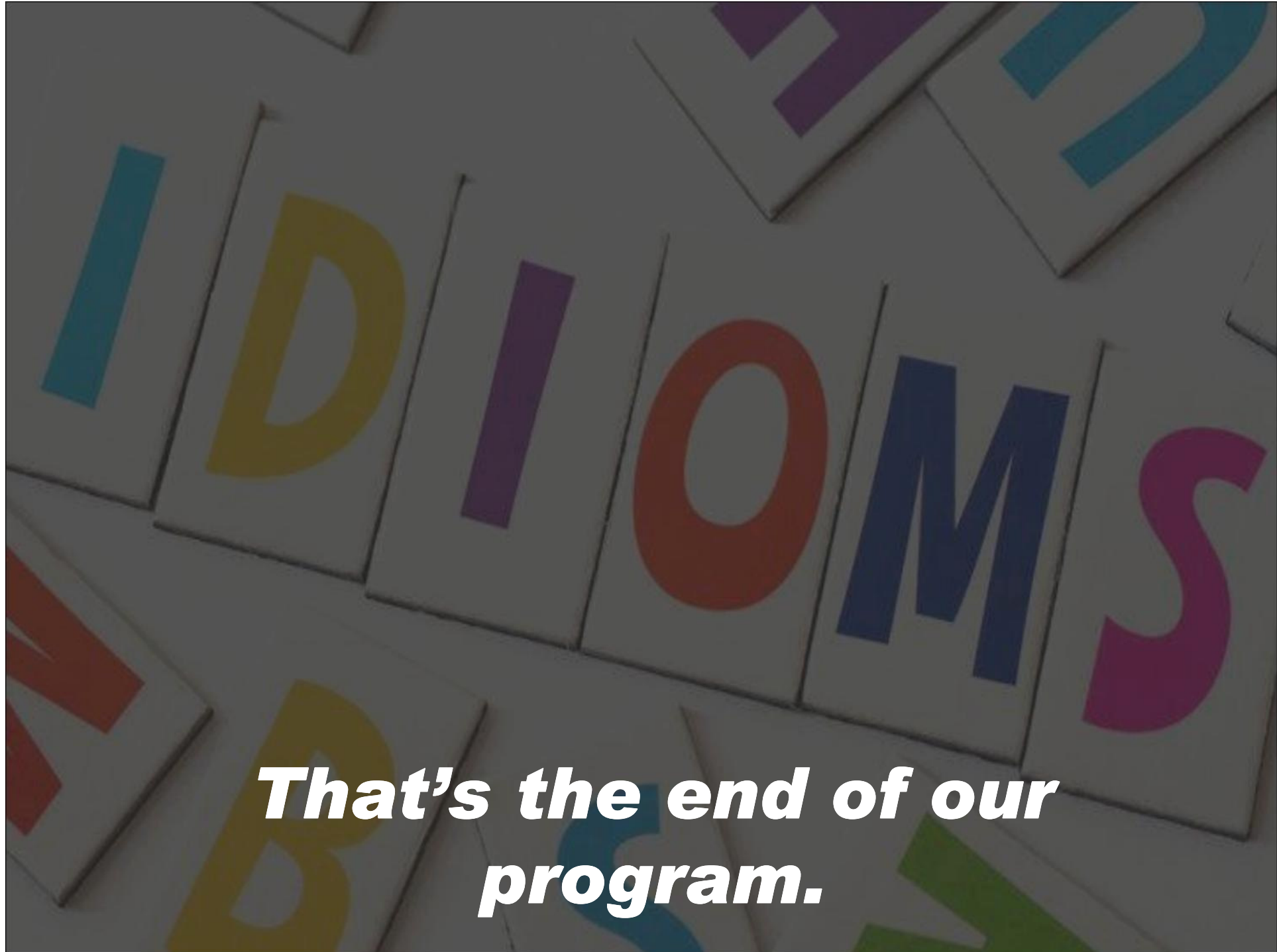
***in books, magazines
or online articles.***



Be sure to look up any new idioms you find in a dictionary



to avoid confusion.



***That's the end of our
program.***



See you all next time!